Julabo

THE TEMPERATURE CONTROL COMPANY

PRODUCT PORTFOLIO

JULABO Products from -93 °C … +400 °C



ENGLISH

Superior **TEMPERATURE** TECHNOLOGY for a better **Life**



Content



Refrigerated and heating circulators 04 - 13
CORIO, DYNEO,MAGIO, Ultra-low refrigerated circulators



Highly dynamic temperature control systems 14 - 15
PRESTO, FORTE HT



Recirculating coolers and chillers 16 - 19
VALEGRO, F, FL-series

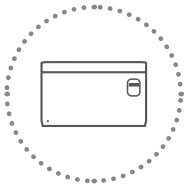

Water baths and shaking water baths 20
PURA, SW



Instruments for special requirements 21
Forcing test circulators, immersion coolers,
flow-through coolers, laboratory temperature controllers,
wireless communication & software



JULABO information 22 - 23

REFRIGERATED CIRCULATORS

CORIO



Product brochure
online at
www.julabo.com

The CORIO series is the gateway to professional temperature control, with future-oriented technology that makes high demands on accuracy, economy, and handling. The CORIO program offers different models for daily work and routine tasks in the lab.

Powerful.

- For internal and / or external applications
- Models for working temperatures from -50 °C to +200 °C
- Very quiet operation
- All models feature user-friendly, intuitive operation
- Bright displays, easy to read even from a distance
- State-of-the-art control technology for quick results and precision
- USB interface
- RS232 (CORIO CP)
- Refrigeration units without side vents
- Built-in drain tap for easy and safe drainage
- Optimized cooling coil design provides more space in the bath

CORIO™

Maintenance. Friendly.

The magnetic front grid can be removed easily for user-friendly cleaning and maintenance. No tools are needed.





NATURAL REFRIGERANT

Units with this symbol work with environmentally friendly, natural refrigerants.



Accessories at www.julabo.com

Saves energy.

JULABO refrigerated circulators use various energy-efficient components and technologies to minimize both power consumption and waste heat in the laboratory.

CORIO refrigerated circulators – technical data

The refrigerated circulators of the CORIO series provide a heating capacity of 2 kW as well as a temperature stability of ±0.03 °C.

Model	Order No.	Working temperature range	Cooling capacity (kW) at bath temperature in °C			Pump		Usable bath opening W × L / D	Filling volume	Dimensions W × L × H
						Pressure	Flow rate			
		°C	+20	0	-20	bar	l / min	cm	liters	cm
CD-200F	9 012 701.N1	-20 … +150	0.22	0.17	0.06	0.35	15	13 × 15 / 15	3 … 4	23 × 39 × 65
CP-200F	9 013 701.N1	-20 … +200	0.2	0.15	0.02	0.1 ... 0.7	8 ... 27	13 × 15 / 15	3 … 4	23 × 39 × 65
CD-201F	9 012 702	-20 … +150	0.22	0.16	0.06	0.35	15	13 × 15 / 15	3 … 4	44 × 41 × 44
CP-201F	9 013 702	-20 … +200	0.2	0.15	0.02	0.1 ... 0.7	8 ... 27	13 × 15 / 15	3 … 4	44 × 41 × 44
CD-310F	9 012 713.N1	-30 … +150	0.31	0.28	0.13	0.35	15	13 × 15 / 15	3 … 4	23 × 40 × 65
CP-310F	9 013 713.N1	-30 … +200	0.3	0.27	0.12	0.1 ... 0.7	8 ... 27	13 × 15 / 15	3 … 4	23 × 40 × 65
CD-450F	9 012 714.N1	-30 … +150	0.45	0.38	0.17	0.35	15	13 × 15 / 15	3 … 4	23 × 40 × 65
CP-450F	9 013 714.N1	-30 … +200	0.44	0.37	0.16	0.1 ... 0.7	8 ... 27	13 × 15 / 15	3 … 4	23 × 40 × 65
CD-449F	9 012 716.N1	-32 … +150	0.45	0.36	0.21	0.35	15	28 × 35 / 20	20 ... 26	37 × 59 × 69
CP-449F	9 013 716.N1	-32 … +200	0.44	0.35	0.2	0.1 ... 0.7	8 ... 27	28 × 35 / 20	20 ... 26	37 × 59 × 69
CD-600F	9 012 704	-35 … +150	0.6	0.46	0.18	0.35	15	22 × 15 / 15	5 … 7.5	33 × 47 × 69
CP-600F	9 013 704	-35 … +200	0.6	0.44	0.16	0.1 ... 0.7	8 ... 27	22 × 15 / 15	5 … 7.5	33 × 47 × 69
CD-601F	9 012 705	-35 … +150	0.6	0.46	0.18	0.35	15	22 × 15 / 20	8 … 10	33 × 47 × 74
CP-601F	9 013 705	-35 … +200	0.6	0.44	0.16	0.1 ... 0.7	8 ... 27	22 × 15 / 20	8 … 10	33 × 47 × 74
CD-800F	9 012 715.N1	-40 … +150	0.85	0.75	0.4	0.35	15	18 × 13 / 15	5 … 7.5	33 × 47 × 70
CP-800F	9 013 715.N1	-40 … +200	0.84	0.74	0.39	0.1 ... 0.7	8 ... 27	18 × 13 / 15	5 … 7.5	33 × 47 × 70
CD-1200F	9 012 717.N1	-40 … +150	1.25	1.1	0.63	0.35	15	18 × 13 / 15	5 … 7.5	33 × 47 × 70
CP-1200F	9 013 717.N1	-50 … +200	1.24	1.09	0.62	0.1 ... 0.7	8 ... 27	18 × 13 / 15	5 … 7.5	33 × 47 × 70
CD-1200FW	9 012 728.N1	-40 … +150	1.25	1.1	0.63	0.35	15	18 × 13 / 15	5 … 7.5	33 × 47 × 70
CP-1200FW	9 013 728.N1	-50 … +200	1.24	1.09	0.62	0.1 ... 0.7	8 ... 27	18 × 13 / 15	5 … 7.5	33 × 47 × 70
CD-1201F	9 012 718.N1	-40 … +100	1.25	1.1	0.63	0.35	15	35 × 41 / 30	48 … 56	45 × 64 × 95
CP-1201F	9 013 718.N1	-40 … +100	1.25	1.1	0.63	0.1 ... 0.7	8 ... 27	35 × 41 / 30	48 … 56	45 × 64 × 95

REFRIGERATED CIRCULATORS

DYNEO

The DYNEO circulator range focuses on your needs and offers innovative temperature control technology as well as functional solutions for demanding internal and external temperature applications.



Product brochure online at www.julabo.com

Powerful.

- For internal and / or external applications
- Models for working temperatures from -50 °C to +200 °C
- Models suitable for internal and external applications
- Continuously adjustable, powerful pressure pump
- Flow rate 27 l / min, supply pressure 0.7 bar
- Easy switch between internal and external circulation
- Large color TFT display, multi-lingual user interface
- Ease of use via central rotary knob
- Integrated programmer
- External Pt100 sensor connection
- USB interface
- RS232 interface or analog interfaces (optional)
- Built-in drain tap for easy and safe drainage



DYNEO™

NATURAL REFRIGERANT

Units with this symbol work with environmentally friendly, natural refrigerants.

DYNEO. Intelligent, simple control.

The rotary knob of the DYNEO series provides for simple, modern control options. The entire menu, all functions and settings are controlled directly via the central rotary knob on the front of the circulator.





Accessories at www.julabo.com

DYNEO refrigerated circulators – technical data

The refrigerated circulators of the DYNEO series provide a heating capacity of 2 kW as well as a temperature stability of ±0.01 °C.

Model	Order No.	Working temperature range	Cooling capacity (kW) at bath temperature in °C			Pump		Usable bath opening W × L / D	Filling volume	Dimensions W × L × H
						Pressure	Flow rate			
		°C	+20	0	-20	bar	l / min	cm	liters	cm
DD-200F	9 021 701.N1	-20 … +200	0.2	0.15	0.02	0.1 … 0.7	8 … 27	13 × 15 / 15	3 … 4	23 × 39 × 65
DD-201F	9 021 702	-20 … +200	0.2	0.15	0.02	0.1 … 0.7	8 … 27	13 × 15 / 15	3 … 4	44 × 41 × 44
DD-310F	9 021 713.N1	-30 … +200	0.3	0.27	0.12	0.1 … 0.7	8 … 27	13 × 15 / 15	3 … 4	23 × 40 × 65
DD-450F	9 021 714.N1	-30 … +200	0.44	0.37	0.16	0.1 … 0.7	8 … 27	13 × 15 / 15	3 … 4	23 × 40 × 65
DD-449F	9 021 716.N1	-32 … +200	0.44	0.35	0.2	0.1 … 0.7	8 … 27	28 × 35 / 20	20 ... 26	37 × 59 × 69
DD-600F	9 021 704	-35 … +200	0.6	0.44	0.16	0.1 … 0.7	8 … 27	22 × 15 / 15	5 … 7.5	33 × 47 × 69
DD-601F	9 021 705	-35 … +200	0.6	0.44	0.16	0.1 … 0.7	8 … 27	22 × 15 / 20	8 … 10	33 × 47 × 74
DD-800F	9 021 715.N1	-40 … +200	0.84	0.74	0.39	0.1 … 0.7	8 … 27	18 × 13 / 15	5 … 7.5	33 × 47 × 70
DD-1200F	9 021 717.N1	-50 … +200	1.24	1.09	0.62	0.1 … 0.7	8 … 27	18 × 13 / 15	5 … 7.5	33 × 47 × 70
DD-1200FW	9 021 728.N1	-50 … +200	1.24	1.09	0.62	0.1 … 0.7	8 … 27	18 × 13 / 15	5 … 7.5	33 × 47 × 70
DD-1201F	9 021 718.N1	-40 … +100	1.25	1.1	0.63	0.1 … 0.7	8 … 27	35 × 41 / 30	48 … 56	45 × 64 × 95

Optional extension of interfaces

Upon customer request, all DYNEO circulators can be equipped with an additional digital or analog interface for integration into process systems. To do this, simply add an ".A" for the analog interface or a ".D" for the digital interface to the end of the order number.



.D .A

REFRIGERATED & ULTRA-LOW REFRIGERATED CIRCULATORS

MAGIO



Product brochure online at www.julabo.com

From research institutes to industrial companies, laboratories around the world need high performance circulators for challenging temperature applications.
The high-end circulators in the MAGIO range have been specially developed by JULABO with pioneering technologies for these requirements and are manufactured to the highest quality standards in Germany.

Powerful.

- Ideal for demanding external applications
- Simple control of complex applications
- Continuously adjustable, extremely powerful pressure/suction pump
- Flow rate 16 ... 31 l/min, supply pressure 0.24 ... 0.92 bar, suction 0.03 ... 0.4 bar
- Large, high-resolution TFT touch display with multilingual user interface
- Stainless steel parts in contact with the medium
- Integrated programmer
- External Pt100 sensor connection
- USB interface
- RS232 interface
- Ethernet interface
- Analog interfaces (accessories)
- Classification III according to DIN 12876-1



MAGIO™

NATURAL REFRIGERANT

Units with this symbol work with environmentally friendly, natural refrigerants.

Accessories at www.julabo.com



MAGIO refrigerated circulators – technical data

All refrigerated circulators have a temperature stability of ±0.01 °C and a heating capacity of 2 kW (MAGIO MS) or 3 kW (MAGIO MX).

Model	Order No.	Working temperature range	Cooling capacity (kW) at bath temperature in °C			Pump			Usable bath opening W × L / D	Filling volume	Dimensions W × L × H
						Pressure	Suction	Flow rate			
		°C	+20	0	-20	bar	bar	l / min	cm	liters	cm
MS-310F	**9 032 713.N1**	-30 … +200	0.26	0.21	0.10	0.24 … 0.92	0.03 … 0.4	16 … 31	13 × 15 / 15	3 … 4	23 × 40 × 65
MS-450F	**9 032 714.N1**	-30 … +200	0.4	0.33	0.12	0.24 … 0.92	0.03 … 0.4	16 … 31	13 × 15 / 15	3 … 4	23 × 40 × 65
MS-449F	**9 032 716.N1**	-30 … +200	0.4	0.31	0.19	0.24 … 0.92	0.03 … 0.4	16 … 31	28 × 35 / 20	18 ... 26	37 × 59 × 69
MS-600F	**9 032 704**	-35 … +200	0.6	0.44	0.16	0.24 … 0.92	0.03 … 0.4	16 … 31	22 × 15 / 15	5 … 7.5	33 × 47 × 69
MS-601F	**9 032 705**	-35 … +200	0.6	0.44	0.16	0.24 … 0.92	0.03 … 0.4	16 … 31	22 × 15 / 20	8 … 10	33 × 47 × 74
MS-800F	**9 032 715.N1**	-40 … +200	0.86	0.76	0.41	0.24 … 0.92	0.03 … 0.4	16 … 31	18 × 13 / 15	5 ... 7.5	33 × 47 × 70
MS-1200F	**9 032 717.N1**	-50 … +200	1.26	1.11	0.64	0.24 … 0.92	0.03 … 0.4	16 … 31	18 × 13 / 15	5 ... 7.5	33 × 47 × 70
MS-1200FW	**9 032 728.N1**	-50 … +200	1.24	1.09	0.62	0.24 … 0.92	0.03 … 0.4	16 … 31	18 × 13 / 15	5 ... 7.5	33 × 47 × 70
MX-1800F	**9 033 751.N1**	-50 … +200	1.8	1.5	0.7	0.24 … 0.92	0.03 … 0.4	16 … 31	18 × 13 / 20	6.5 … 11	40 × 50 × 86
MX-2500F	**9 033 752.N1**	-50 … +200	2.5	1.8	0.85	0.24 … 0.92	0.03 … 0.4	16 … 31	18 × 13 / 20	6.5 … 11	40 × 50 × 86
Ultra-low refrigerated circulators											
MS-1000FF	**9 032 757.N1**	-90 … +100	1.1	1	0.9	0.24 … 0.92	0.03 … 0.4	16 … 31	13 × 15 / 15	7.5 … 10	55 × 60 × 94

HEATING CIRCULATORS

CORIO | DYNEO | MAGIO



Product brochure
online at
www.julabo.com

Heating technology from +20 °C to +300 °C.

Heating circulators made by JULABO are used worldwide. Whether in research, material testing or technical systems, users in industries around the world rely on the tried and tested technology. Focused on your requirements, JULABO heating circulators have set the benchmark for temperature control technology for decades. The JULABO range of circulators offers the functional solution for your day-to-day work, whether routine tasks or highest requirements: CORIO, DYNEO and MAGIO – three model series for every requirement and every budget.

Powerful.

- Models for working temperatures from +20 °C to +300 °C
- Available as heating immersion circulators, bridge mounted circulators, open heating bath circulators, bath or heating circulators
- Suitable for internal and/or external applications
- Bath tanks made of transparent plastic or stainless steel (according to choice)





JULABO heating circulators for every application

Heating immersion circulators form the basis of the JULABO circulator portfolio. They can be mounted on bath tanks with up to 50 liters.

The **bridge mounted circulator** is delivered with an adjustable stainless steel telescope bridge.

Open heating bath circulators are suited for internal applications, such as temperature control of samples.

Heating immersion, bridge-mounted and open heating bath circulators – technical data

Model	Order No.	Working temperature range	Temperature stability	Heating capacity	Pump			Usable bath opening W × L / D	Filling volume	Dimensions W × L × H
					Pressure	Suction	Flow rate			
		°C	°C	kW	bar	bar	l / min	cm	liters	cm
Heating immersion circulators CORIO										
C	**9 011 000**	+20 … +100	± 0.03	2	0.1	-	6	-	-	13.2 × 16 × 36.2
CD	**9 012 000**	+20 … +150	± 0.03	2	0.35	-	15	-	-	13.2 × 16 × 36.2
CP	**9 013 000**	+20 … +200	± 0.02	2	0.1 ... 0.7	-	8 ... 27	-	-	13.2 × 16 × 36.2
Heating immersion circulator DYNEO										
DD	**9 021 000**	+20 … +200	± 0.01	2	0.1 … 0.7	-	8 … 27	-	-	13.2 × 16 × 35.5
Bridge mounted circulators MAGIO										
MS-Z	**9 032 201**	+20 … +300	± 0.01	2	0.24 … 0.92	0.03 … 0.4	16 … 31	-	-	34 × 19 × 36
MX-Z	**9 033 201**	+20 … +300	± 0.01	3	0.24 … 0.92	0.03 … 0.4	16 … 31	-	-	34 × 19 × 41
Open heating bath circulators CORIO										
C-BT5	**9 011 305**	+20 … +100	± 0.03	2	0.1	-	6	15 × 15 / 15	3.5 … 5	23 × 38 × 38
C-BT9	**9 011 309**	+20 … +100	± 0.03	2	0.1	-	6	23 × 15 / 15	6 … 9	32 × 38 × 38
C-BT19	**9 011 319**	+20 … +100	± 0.03	2	0.1	-	6	30 × 35 / 15	14 … 19	38 × 58 × 38
C-BT27	**9 011 327**	+20 … +100	± 0.03	2	0.1	-	6	30 × 35 / 15	20 … 27	38 × 58 × 43
C-B5	**9 011 405**	+20 … +100	± 0.03	2	0.1	-	6	15 × 15 / 15	3.5 … 5	23 × 38 × 41
C-B13	**9 011 413**	+20 … +100	± 0.03	2	0.1	-	6	30 × 18 / 15	9 … 13	38 × 40 × 42
C-B17	**9 011 417**	+20 … +100	± 0.03	2	0.1	-	6	30 × 18 / 20	13 … 17	38 × 40 × 47
C-B19	**9 011 419**	+20 … +100	± 0.03	2	0.1	-	6	30 × 35 / 15	14 … 19	38 × 58 × 42
C-B27	**9 011 427**	+20 … +100	± 0.03	2	0.1	-	6	30 × 35 / 20	17 … 27	38 × 58 × 47

HEATING CIRCULATORS

CORIO | DYNEO | MAGIO



Product brochure online at www.julabo.com

Heating circulators with open baths for different applications

Heating circulators with open baths can be used for internal and external applications, because the changeover between internal and external temperature control is very easy.

Heating circulators are tailored to external temperature control applications and offer the best heat insulation.

Powerful.

- Models for working temperatures from +20 °C to +300 °C
- Large selection of models for internal and external applications
- Bath tanks made of transparent plastic or stainless steel (according to choice)
- Easy operation
- Bright displays, easy to read even from a distance
- State-of-the-art control technology for quick results and precision
- With many professional functions (model specific) for adjusting control parameters, temperature calibration, temperature profiles, etc.
- Powerful circulating pumps – electronically adjustable
- High heating capacities for rapid heat-up

Accessories at www.julabo.com



Heating circulators with open baths – technical data

Model	Order No.	Working temperature range	Temperature stability	Heating capacity	Pump			Usable bath opening W × L / D	Filling volume	Dimensions W × L × H
					Pressure	Suction	Flow rate			
		°C	°C	kW	bar	bar	l / min	cm	liters	cm
Heating circulators with open baths CORIO										
CD-BT5	**9 012 305**	+20 … +100	± 0.03	2	0.35	-	15	15 × 15 / 15	3.5 … 5	23 × 38 × 38
CD-BT19	**9 012 319**	+20 … +100	± 0.03	2	0.35	-	15	30 × 35 / 15	14 … 19	38 × 58 × 38
CD-BT27	**9 012 327**	+20 … +100	± 0.03	2	0.35	-	15	30 × 35 / 20	20 … 27	38 × 58 × 43
CD-B5	**9 012 405**	+20 … +150	± 0.03	2	0.35	-	15	15 × 15 / 15	3.5 … 5	23 × 38 × 41
CD-B13	**9 012 413**	+20 … +150	± 0.03	2	0.35	-	15	30 × 18 / 15	9 … 13	38 × 40 × 42
CD-B17	**9 012 417**	+20 … +150	± 0.03	2	0.35	-	15	30 × 18 / 20	13 … 17	38 × 40 × 47
CD-B19	**9 012 419**	+20 … +150	± 0.03	2	0.35	-	15	30 × 35 / 15	14 … 19	38 × 58 × 42
CD-B27	**9 012 427**	+20 … +150	± 0.03	2	0.35	-	15	30 × 35 / 20	17 … 27	38 × 58 × 47
CD-B33	**9 012 433**	+20 … +150	± 0.03	2	0.35	-	15	66 × 32 / 15	26 … 39	91 × 36 × 43
CD-B39	**9 012 439**	+20 … +150	± 0.03	2	0.35	-	15	33 × 30 / 30	35 … 41	54 × 34 × 57
Heating circulators CORIO										
CD-BC4	**9 012 504**	+20 … +150	± 0.03	2	0.35	-	15	13 × 15 / 15	3 … 4.5	23 × 41 × 42
CP-BC4	**9 013 504**	+20 … +200	± 0.02	2	0.1 … 0.7	-	8 … 27	13 × 15 / 15	3 … 4.5	23 × 41 × 42
CD-BC6	**9 012 506**	+20 … +150	± 0.03	2	0.35	-	15	13 × 15 / 20	6 … 7.5	24 × 44 × 47
CP-BC6	**9 013 506**	+20 … +200	± 0.02	2	0.1 … 0.7	-	8 … 27	13 × 15 / 20	6 … 7.5	24 × 44 × 47
CD-BC12	**9 012 512**	+20 … +150	± 0.03	2	0.35	-	15	22 × 15 / 20	8.5 … 12	33 × 49 × 47
CP-BC12	**9 013 512**	+20 … +200	± 0.02	2	0.1 … 0.7	-	8 … 27	22 × 15 / 20	8.5 … 12	33 × 49 × 47
CD-BC26	**9 012 526**	+20 … +150	± 0.03	2	0.35	-	15	26 × 35 / 20	19 … 26	39 × 62 × 48
CP-BC26	**9 013 526**	+20 … +200	± 0.02	2	0.1 .. 0.7	-	8 … 27	26 × 35 / 20	19 … 26	39 × 62 × 48
Heating circulators DYNEO										
DD-BC4	**9 021 504**	+20 … +200	± 0.01	2	0.1 … 0.7	-	8 … 27	13 × 15 / 15	3 … 4.5	23 × 41 × 42
DD-BC4	**9 021 504.D**	+20 … +200	± 0.01	2	0.1 … 0.7	-	8 … 27	13 × 15 / 15	3 … 4.5	23 × 41 × 42
DD-BC4	**9 021 504.A**	+20 … +200	± 0.01	2	0.1 … 0.7	-	8 … 27	13 × 15 / 15	3 … 4.5	23 × 41 × 42
DD-BC6	**9 021 506**	+20 … +200	± 0.01	2	0.1 … 0.7	-	8 … 27	13 × 15 / 20	6 … 7.5	24 × 44 × 47
DD-BC6	**9 021 506.D**	+20 … +200	± 0.01	2	0.1 … 0.7	-	8 … 27	13 × 15 / 20	6 … 7.5	24 × 44 × 47
DD-BC6	**9 021 506.A**	+20 … +200	± 0.01	2	0.1 … 0.7	-	8 … 27	13 × 15 / 20	6 … 7.5	24 × 44 × 47
DD-BC12	**9 021 512**	+20 … +200	± 0.01	2	0.1 … 0.7	-	8 … 27	22 × 15 / 20	8.5 … 12	33 × 49 × 47
DD-BC12	**9 021 512.D**	+20 … +200	± 0.01	2	0.1 … 0.7	-	8 … 27	22 × 15 / 20	8.5 … 12	33 × 49 × 47
DD-BC12	**9 021 512.A**	+20 … +200	± 0.01	2	0.1 … 0.7	-	8 … 27	22 × 15 / 20	8.5 … 12	33 × 49 × 47
DD-BC26	**9 021 526**	+20 … +200	± 0.01	2	0.1 … 0.7	-	8 … 27	26 × 35 / 20	19 … 26	39 × 62 × 48
DD-BC26	**9 021 526.D**	+20 … +200	± 0.01	2	0.1 … 0.7	-	8 … 27	26 × 35 / 20	19 … 26	39 × 62 × 48
DD-BC26	**9 021 526.A**	+20 … +200	± 0.01	2	0.1 … 0.7	-	8 … 27	26 × 35 / 20	19 … 26	39 × 62 × 48
Heating circulators MAGIO										
MS-BC4	**9 032 504**	+20 … +300	± 0.01	2	0.24 … 0.92	0.03 … 0.4	16 … 31	13 × 15 / 15	3 … 4.5	23 × 41 × 42
MX-BC6	**9 033 506**	+20 … +300	± 0.01	3	0.24 … 0.92	0.03 … 0.4	16 … 31	13 × 15 / 20	6 … 7.5	24 × 44 × 47
MX-BC12	**9 033 512**	+20 … +300	± 0.01	3	0.24 … 0.92	0.03 … 0.4	16 … 31	22 × 15 / 20	8.5 … 12	33 × 49 × 47
MX-BC26	**9 033 526**	+20 … +300	± 0.01	3	0.24 … 0.92	0.03 … 0.4	16 … 31	26 × 35 / 20	19 … 26	39 × 62 × 48

HIGHLY DYNAMIC TEMPERATURE CONTROL SYSTEMS

PRESTO | FORTE HT

NATURAL REFRIGERANT

Units with this symbol work with environmentally friendly, natural refrigerants.



Product brochure online at www.julabo.com

PRESTO: Best performance for highly dynamic temperature control systems

With high cooling and heating capacities, PRESTO systems cover a working temperature range of -93 °C to +250 °C. Their highly efficient components can compensate exothermic and endothermic reactions extremely fast.

- Ideal for high precision, external temperature control tasks from -93 °C ... +250 °C
- Broad working temperature ranges without changing the bath fluid
- Extremely rapid cool-down and heat-up
- Powerful circulation pumps, adjusted in increments or to predefined pressure values

FORTE HT with optional cooling unit

The high temperature circulators of the FORTE HT series control the temperature of external closed systems. These compact instruments have a closed design. Even at high temperatures, there is no offgasing of oil odors.



FORTE HT without cooling unit

- High heating capacity up to 7 kW for short heat-up times
- High pump capacity
- Low filling volume
- Cooling water connection for cold oil overlay
- External Pt100 sensor connection
- Numerous interfaces

Accessories at www.julabo.com

Models with C.U. cooling units also provide:

- Pulsed cooling water supply for temperature control tasks starting at +40 °C
- Cooling power up to max. 15 kW (cooling water at +20 °C and oil temperature at +300 °C)
- Rapid cool-down to low temperatures in very little time
- Fast compensation, e.g. of exothermal reactions



FORTE HT with cooling unit



PRESTO™



Highly dynamic temperature control systems – technical data

Model	Order No.	Working temperature range	Temperature stability	Heating capacity	Cooling capacity (kW) at bath temperature in °C			Pump		Cooling of refrigerant unit	Dimensions W × L × H
								Pressure	Flow rate		
		°C	°C	kW	+20	0	-20	bar	l/min		cm
PRESTO											
A30	**9 420 300**	-30 ... +250	±0.01 ... ±0.05	2.7	0.5	0.4	0.2	0.5	25	1-st. Air	25 × 59 × 62
A38	**9 420 381.N1**	-45 ... +250	±0.01 ... ±0.05	2.7	0.79	0.73	0.44	0.1 ... 1.6	0 ... 50	1-st. Air	33 × 75 × 67
A40	**9 420 401**	-40 ... +250	±0.01 ... ±0.05	2.7	1.2	0.9	0.6	0.1 ... 1.7	0 ... 40	1-st. Air	33 × 59 × 67
W40	**9 421 401**	-40 ... +250	±0.01 ... ±0.05	2.7	1.2	1.	0.55	0.1 ... 1.7	0 ... 40	1-st. Water	33 × 59 × 67
A41	**9 420 411.N1**	-45 ... +250	±0.01 ... ±0.05	2.7	1.33	1.24	0.46	0.1 ... 1.6	0 ... 50	1-st. Air	33 × 75 × 67
W41	**9 421 411.N1**	-45 ... +250	±0.01 ... ±0.05	2.7	1.33	1.24	0.46	0.1 ... 1.6	0 ... 50	1-st. Water	33 × 75 × 67
A45	**9 420 452**	-45 ... +250	±0.05 ... ±0.1	6	3.5	3.3	1.8	0.1 ... 3	0 ... 80	1-st. Air	53 × 66.5 × 126
A45t	**9 420 452.T**	-45 ... +250	±0.05 ... ±0.1	12	3.5	3.3	1.8	0.1 ... 3	0 ... 80	1-st. Air	53 × 66.5 × 126
W50	**9 421 502**	-50 ... +250	±0.05 ... ±0.1	6	7.5	6.5	3	0.1 ... 3	0 ... 80	1-st. Water	53 × 66.5 × 126
W50t	**9 421 502.T**	-50 ... +250	±0.05 ... ±0.1	12	7.5	6.5	3	0.1 ... 3	0 ... 80	1-st. Water	53 × 66.5 × 126
W55	**9 421 552**	-55 ... +250	±0.05 … ±0.2	15	15	10	4	0.1 ... 3	0 ... 80	1-st. Water	61 × 84.5 × 125
W56	**9 421 562**	-56 … +250	±0.05 … ±0.1	27	25.8	23.1	11.5	0.1 ... 3	0 ... 80	1-st. Water	60 × 94 × 164
W56x	**9 421 563.S1**	-50 .... +250	±0.05 ... ±0.1	27	25.8	23.1	11.5	0.1 ... 5.5	0 ... 70	1-st. Water	60 × 94 × 164
W58x	**9 421 583.S1**	-50 ... +250	±0.05 ... ±0.1	27	33	32	19	0.1 ... 5.5	0 ... 70	1-st. Water	70 × 108 × 174
L52w	**9 423 052**	-52 ... +250	±0.05	27	25	25	11	0.1 ... 4.2	0 ... 180	1-st. Water	71 × 106 × 178
L56w	**9 423 056**	-56 ... +250	±0.05	27	55	51	25	0.1 ... 4.2	0 ... 180	1-st. Water	71 × 106 × 178
A70	**9 420 701.N1**	-75 ... +250	±0.01 ... ±0.05	1.8	1	0.91	0.84	0.1 ... 1.7	0 ... 40	2-st. Air	57 × 64 × 88
A80	**9 420 801**	-80 ... +250	±0.01 ... ±0.05	1.8	1.2	1.2	1.1	0.1 ... 1.7	0 ... 40	2-st. Air	43 × 65 × 126
A80t	**9 420 801.T**	-80 ... +250	±0.01 ... ±0.05	3.4	1.2	1.2	1.1	0.1 ... 1.7	0 ... 40	2-st. Air	43 × 65 × 126
W80	**9 421 801**	-80 ... +250	±0.01 ... ±0.05	1.8	1.2	1.2	1.1	0.1 ... 1.7	0 ... 40	2-st. Water	43 × 65 × 126
W80t	**9 421 801.T**	-80 ... +250	±0.01 ... ±0.05	3.4	1.2	1.2	1.1	0.1 ... 1.7	0 ... 40	2-st. Water	43 × 65 × 126
A85	**9 420 852**	-85 ... +250	±0.05 ... ±0.1	6	2.5	2.4	2.4	0.1 ... 3	0 ... 80	2-st. Air	61 × 108 × 125
A85t	**9 420 852.T**	-85 ... +250	±0.05 ... ±0.1	15	2.5	2.4	2.4	0.1 ... 3	0 ... 80	2-st. Air	61 × 108 × 125
W85	**9 421 852**	-85 ... +250	±0.05 ... ±0.1	6	2.5	2.4	2.4	0.1 ... 3	0 ... 80	2-st. Water	61 × 84.5 × 125
W85t	**9 421 852.T**	-85 ... +250	±0.05 ... ±0.1	15	2.5	2.4	2.4	0.1 ... 3	0 ... 80	2-st. Water	61 × 84.5 × 125
W91	**9 421 912**	-91 ... +250	±0.05 ... ±0.2	18	11	11	11	0.1 ... 3	0 ... 80	2-st. Water	95 × 127 × 190
W91tt	**9 421 912.TT**	-91 ... +250	±0.05 ... ±0.2	36	11	11	11	0.1 ... 3	0 ... 80	2-st. Water	95 × 127 × 190
W91x	**9 421 913**	-91 ... +250	±0.05 ... ±0.2	18	11	11	11	0.1 ... 5.5	0 ... 70	2-st. Water	95 × 127 × 190
W91ttx	**9 421 913.TT**	-91 ... +250	±0.05 ... ±0.2	36	11	11	11	0.1 ... 5.5	0 ... 70	2-st. Water	95 × 127 × 190
W92	**9 421 922**	-92 ... +250	±0.05 ... ±0.2	18	27	20	11	0.1 ... 3	0 ... 80	2-st. Water	95 × 127 × 190
W92tt	**9 421 922.TT**	-92 ... +250	±0.05 ... ±0.2	36	27	20	11	0.1 ... 3	0 ... 80	2-st. Water	95 × 127 × 190
W92x	**9 421 923**	-92 ... +250	±0.05 ... ±0.2	18	27	20	11	0.1 ... 5.5	0 ... 70	2-st. Water	95 × 127 × 190
W92ttx	**9 421 923.TT**	-92 ... +250	±0.05 ... ±0.2	36	27	20	11	0.1 ... 5.5	0 ... 70	2-st. Water	95 × 127 × 190
W93	**9 421 932.N1**	-93 ... +250	±0.05 ... ±0.2	27	19.5	19.5	19.5	0.1 ... 3	0 ... 80	2-st. Water	93 × 148 × 192
W93x	**9 421 933.N1**	-93 ... +250	±0.05 ... ±0.2	27	19.5	19.5	19.5	0.1 ... 5.5	0 ... 70	2-st. Water	93 × 138 × 192

Model	Order No.	Working temperature range	Temperature stability external	Heating capacity	Cooling capacity (water +20 °C)	Pump		Dimensions Circulator W × L × H	Dimensions Control electronics W × L × H
						Pressure	Flow rate		
		°C	°C	kW	kW, max.	bar	l/min	cm	cm
FORTE HT									
HT30-M1	**9 800 031**	+70 ... +400	±0.01 ... ±0.1	3	-	0.8 - 1.2	14 - 18	23 × 23 × 58	25 × 25 × 18
HT60-M2	**9 800 062**	+70 ... +400	±0.01 ... ±0.1	7	-	0.8 - 1.2	14 - 18	23 × 23 × 58	25 × 25 × 18
HT60-M3	**9 800 063**	+70 ... +400	±0.01 ... ±0.1	6	-	0.8 - 1.2	14 - 18	23 × 23 × 58	25 × 25 × 18
HT30-M1-C.U.	**9 800 035**	+40 ... +400	±0.01 ... ±0.1	3	15	0.8 - 1.2	14 - 18	43 × 23 × 58	25 × 25 × 18
HT60-M2-C.U.	**9 800 065**	+40 ... +400	±0.01 ... ±0.1	7	15	0.8 - 1.2	14 - 18	43 × 23 × 58	25 × 25 × 18
HT60-M3-C.U.	**9 800 066**	+40 ... +400	±0.01 ... ±0.1	6	15	0.8 - 1.2	14 - 18	43 × 23 × 58	25 × 25 × 18

RECIRCULATING COOLERS

VALEGRO

Modern, user-friendly chillers for a wide range of cooling tasks

VALEGRO Recirculating Coolers are environmentally friendly all-rounders for a wide range of heating and cooling tasks. They stand out for their excellent user-friendliness and can be ideally adapted to different customer applications thanks to an adjustable pump.

The modern, compact units provide precise temperature control for a broad variety of applications in laboratories, industry, and research. Numerous helpful features such as a timer function, a venting grid that can be removed without tools, and an illuminated, easy-to-clean level indicator simplify everyday work.

- Environmentally friendly thanks to natural refrigerant
- OLED touch display with intuitive menu navigation
- USB-C and RS232 as standard, Ethernet available as an option
- Adjustable pump for controlling pressure and flow rate



VALEGRO™

A tilted OLED touchscreen display, a clear menu structure, and features such as a timer and an illuminated fill level indicator ensure simple, ergonomic operation. All key functions are quickly accessible and easy to understand. In addition, all models are designed to fit easily and space-efficiently under standard laboratory benches.



VALEGRO – technical data

Model	Order No.	Working temperature range	Temp. stability	Cooling capacity (kW) at bath temperature in °C			Pump		Cooling of refrigerant unit	Filling volume	Dimensions W × L × H
							Pressure	Flow rate			
		°C	°C	+20	0	-20	bar	l/min		liters	cm
VALEGRO 250	9 610 025	-15 … +40	0.5	0.25	0.18	0.12	0.4	22	Air	1.5 … 3	24 × 46 × 44
VALEGRO 350	9 610 035	-20 … +40	0.3	0.35	0.25	0.07	0.6	16	Air	1.5 … 3	23.5 × 45 × 45
VALEGRO 500	9 610 050	-20 … +40	0.3	0.5	0.37	0.1	0.85	19	Air	1.5 … 3	23.5 × 45 × 45
VALEGRO 801	9 610 081	-20 … +40	0.3	0.8	0.65	0.25	1.1	23	Air	4 … 7	36.5 × 52.5 × 61
VALEGRO 801H	9 612 081	-20 … +85	0.2	0.8	0.65	0.25	1.1	23	Air	4 … 7	36.5 × 52.5 × 61
VALEGRO 1001	9 610 101	-20 … +40	0.3	1.0	0.75	0.28	1.1	23	Air	4 … 7	36.5 × 52.5 × 61
VALEGRO 1001H	9 612 101	-20 … +85	0.2	1.0	0.75	0.28	1.1	23	Air	4 … 7	36.5 × 52.5 × 61
VALEGRO 1201	9 610 121	-20 … +40	0.3	1.2	0.9	0.35	1.1	23	Air	4 … 7	36.5 × 52.5 × 61
VALEGRO 1201H	9 612 121	-20 … +85	0.2	1.2	0.9	0.35	1.1	23	Air	4 … 7	36.5 × 52.5 × 61
VALEGRO 1203	9 610 123	-20 … +40	0.3	1.2	0.9	0.3	3.5	40	Air	3 … 8	43 × 56 × 69
VALEGRO 1203H	9 612 123	-20 … +85	0.2	1.2	0.9	0.3	3.5	40	Air	3 … 8	43 × 56 × 69
VALEGRO 1501	9 610 151	-20 … +40	0.3	1.5	1.0	0.4	1.1	23	Air	4 … 7	36.5 × 52.5 × 61
VALEGRO 1501H	9 612 151	-20 … +85	0.2	1.5	1.0	0.4	1.1	23	Air	4 … 7	36.5 × 52.5 × 61
VALEGRO 1503	9 610 153	-20 … +40	0.3	1.5	1.0	0.35	3.5	40	Air	3 … 8	43 × 56 × 69
VALEGRO 1503H	9 612 153	-20 … +85	0.2	1.5	1.0	0.35	3.5	40	Air	3 … 8	43 × 56 × 69
VALEGRO 1801	9 610 181	-20 … +40	0.3	1.8	1.1	0.47	1.1	23	Air	4 … 7	36.5 × 52.5 × 61
VALEGRO 1801H	9 612 181	-20 … +85	0.2	1.8	1.1	0.47	1.1	23	Air	4 … 7	36.5 × 52.5 × 61
VALEGRO 1803	9 610 183	-20 … +40	0.3	1.8	1.3	0.4	3.5	40	Air	3 … 8	43 × 56 × 69
VALEGRO 1803H	9 612 183	-20 … +85	0.2	1.8	1.3	0.4	3.5	40	Air	3 … 8	43 × 56 × 69
VALEGRO 2503	9 610 253	-20 … +40	0.3	2.5	1.45	0.5	3.5	40	Air	3 … 8	43 × 56 × 69
VALEGRO 2503H	9 612 253	-20 … +85	0.2	2.5	1.45	0.5	3.5	40	Air	3 … 8	43 × 56 × 69

NATURAL REFRIGERANT

Units with this symbol work with environmentally friendly, natural refrigerants.



RECIRCULATING COOLERS

AWC | TE400 | F | FL

Environmentally-friendly cooling while saving tap water.

JULABO recirculating coolers and chillers are powerful solutions for a wide range of cooling requirements in laboratories and industrial environments. The instruments' short cool-down times and high efficiency make them an economic alternative to tap water cooling. The compact design offers a space saving installation. The instruments are equipped with a bright LED temperature display, easy to read even from a distance. W models are water-cooled for quiet operation and low heat waste. Warning and safety functions enable reliable, continuous operation. Filling and emptying is quick and easy via a well accessible filling and / or drain tap.



AWC100 for working near ambient temperature

Air-to-water recirculating cooler AWC100

- Particularly small space requirement
- Energy-saving
- Cooling capacity adjustable in two steps



Drain tap located behind removable venting grid

Peltier chiller TE400

- Robust and low-maintenance
- Work without refrigerant
- Cooling capacity up to 400 watts with high temperature stability

F models: compact recirculating coolers

- Working temperature ranges from -10 °C to +40 °C
- Cooling capacity of 250 Watt
- Compact, space-saving design

FL models: powerful recirculating coolers

- Working temperature ranges from -25 °C to +40 °C
- Cooling capacity up to 20 kW
- Powerful circulating pumps

TE400 Peltier chiller without refrigerant





Recirculating coolers and chillers – technical data

Model	Order No.	Working temperature range	Tempera-ture stabilty	Cooling capacity (kW) at bath temperature in °C			Pump		Cooling of refrigerant unit	Filling volume	Dimensions W × L × H
							Pressure	Flow rate			
		°C	°C	+20	0	-20	bar	l/min		liters	cm
Recirculating chillers without refrigerant											
AWC100[1]	**9 630 100**	+20 ... +40	-	0.55	-	-	0.2	2.9	Air	0.9	20 × 34 × 30
TE400	**9635400.99**	-5 ... +40	±0.02	0.4	0.05	-	1.2	7	Air	1	27.4 ×41.3 × 40
Compact recirculating coolers, F series											
F250	**9 620 025**	-10 ... +40	±0.5	0.25	0.18	-	0.35	15	Air	1.7 ... 2.6	24 × 40 × 52
Recirculating coolers, FL series											
FL4003	**9 663 040**	-20 ... +40	±0.5	4	2.4	0.65	0.5 ... 3	40	Air	24 ... 30	60 × 76 × 115
FL4006	**9 666 040**	-20 ... +40	±0.5	4	1.9	0.05	0.5 ... 6	60	Air	24 ... 30	60 × 76 × 115
FLW4003	**9 673 040**	-20 ... +40	±0.5	4.3	2.2	0.45	0.5 ... 3	40	Water	24 ... 30	60 × 76 × 115
FLW4006	**9 676 040**	-15 ... +40	±0.5	4	1.7	-	0.5 ... 6	60	Water	24 ... 30	60 × 76 × 115
FL7006	**9 666 070**	-20 ... +40	±0.5	7	5.1	1.55	0.5 ... 6	60	Air	39 ... 47	78 × 85 × 148
FL11006	**9 666 110**	-20 ... +40	±0.5	11	7.5	3	0.5 ... 6	60	Air	39 ... 47	78 × 85 × 148
FL20006	**9 666 200**	-25 ... +40	±0.5	20	10	2.5	0.8 ... 6	80	Air	15 ... 37	95 × 115 × 161
FLW7006	**9 676 070**	-20 ... +40	±0.5	7.4	7	1.3	0.5 ... 6	60	Water	39 ... 47	78 × 85 × 148
FLW11006	**9 676 110**	-20 ... +40	±0.5	11.5	7.3	2.7	0.5 ... 6	60	Water	39 ... 47	78 × 85 × 148
FLW20006	**9 676 200**	-25 ... +40	±0.5	20	12	3	0.8 ... 6	80	Water	15 ... 37	95 × 115 × 161

[1] Cooling capacity depends on the temperature difference between return flow and ambient environment.

WATER BATHS AND SHAKING WATER BATHS

PURA | SW



Accessories at www.julabo.com

High quality. Practical. Durable.

Users place high demands on modern water baths in terms of functionality and reliability. Above all, a water bath must be trouble-free and low-maintenance in everyday operations. For this reason, JULABO does not only count on proven functions in the new PURA series of water baths, but particularly also on simple, intuitive operation and high material and component quality.

Experienced and safe.

A shaking water bath from JULABO provides the convenience of a water-proof membrane keypad and a bright multi-display (LED) for indication of up to four different values. Microprocessor technology with PID temperature control ensures optimal temperature stability in the water bath.

PURA water baths

- Working temperature range[1] from +18 °C to +99.9 °C
- Models with bath volumes from 0.8 to 36 liters
- Heating capacity up to 2 kW
- Splash-proof protected mains switch
- Built-in dry running protection
- Removable platform for full immersion of the sample containers (included)

Shaking water baths

- Working temperature ranges from +20 °C to +99.9 °C
- Dry-running protection with acoustic and optical alarm
- Warning and cut-off protection for high/low temperature
- Adjustable shaking frequency from 20 to 200 rpm
- Drain-screw for emptying
- Removable bottom cover plate and shaking insert

PURA & Shaking Waterbaths – technical data

Model	Order No..	Working temperature range [1] °C	Temperature stability [2] °C	Heating capacity kW	Possible test tube racks (accessories)	Bath opening/ bath depth W × L / D cm	Filling volume liters	Dimensions without cover W × L × H cm
PURA 4	**9 550 504**	+18 ... +99.9	±0.15	0.5	1	12 × 27 / 14	0.8 ... 4.5	21 × 38 × 30
PURA 10	**9 550 510**	+18 ... +99.9	±0.15	1.2	2	22 × 27 / 14	1.4 ... 9.5	31 × 38 × 30
PURA 14	**9 550 514**	+18 ... +99.9	±0.15	1.8	3	33 × 27 / 17	2 ... 14	42 × 38 × 30
PURA 22	**9 550 522**	+18 ... +99.9	±0.15	2	5	55 × 27 / 18	3.4 ... 25.5	63 × 38 × 30
PURA 30	**9 550 530**	+18 ... +99.9	±0.15	2	7	77 × 27 / 18	4.8 ... 36	85 × 38 × 30

Model	Order No..	Working temperature range [1] °C	Temperature stability [2] °C	Heating capacity kW	Shaking frequency U/min	Shaking stroke mm	Bath opening/ bath depth W × L / D cm	Filling volume liters	Dimensions without cover W × L × H cm
SW22	**9 550 322**	+20 ... +99.9	±0.2	2	20 ... 200	15	50 × 30 / 18	8 ... 20	70 × 35 × 26
SW23	**9 550 323**	+20 ... +99.9	±0.02	2	20 ... 200	15	50 × 30 / 18	8 ... 20	70 × 35 × 26

[1] with counter-cooling/bath cover (accessories) [2] with bath cover (accessories)

INSTRUMENTS FOR SPECIAL REQUIREMENTS

Forcing test circulators | immersion coolers | flow-through coolers | laboratory temperature controllers | wireless communication & software

JULABO offers tailor-made temperature control solutions for a wide range of applications - for example for determining the shelf life of beer or other quality-related tests. With specialized devices such as forced test coolers, immersion and flow-through coolers as well as precise temperature laboratory controllers, we also offer products for special requirements. Supplemented by wireless communication and user-friendly software, work processes can be efficiently automated and conveniently monitored via PC or tablet.



Model	Order No.	Working temperature range	Heating capa-city	Cooling capacity (kW) at bath temperature in °C (Medium: Ethanol)			Pump		Bath opening/ bath depth W × L / D	Filling volume	Dimensions W × L × H
							Pressure	Flowrate			
		C°	kW	+20	0	-20	bar	l / min	cm	liters	cm
Beer Forcing Test Bath											
DD-1201F-BF	**9021719.D.N1**	-40 ... +100	2	1.25	1.1	0.63	0.1 ... 0.7	8 ... 27	35 × 41 / 30	48 ... 56	45 × 64 × 95

Immersion coolers, flow-through coolers – technical data

Model	Order No.	Working temperature range	Tempera-ture stability	Cooling capacity (kW) at bath temperature in °C (Medium: Ethanol)			Immersion probe / flexible corrugated tubing	Dimensions W × L × H
		°C	°C	+20	0	-20	cm	cm
IC40	**9 651 040**	-40 ... +100	-	0.25	0.23	0.12	10 × 5	23 × 44 × 40
IC50	**9 651 050**	-50 ... +100	-	0.45	0.32	0.16	10 × 5	23 × 44 × 40
IC50E	**9 651 051**	-50 ... +100	±0.5	0.45	0.32	0.16	10 × 5	23 × 46 × 40
FT900	**9 650 890**	-90 ... +30	-	0.3	0.27	0.24	65 × 1.5 flexible	38 × 55 × 60
FT902	**9 650 892**	-90 ... +30	±1	0.3	0.27	0.24	65 × 1.5 flexible	38 × 55 × 60
FT903	**9 650 893**	-90 ... +30	±1	0.3	0.27	0.25	5.6 × 14.0	38 × 55 × 60

Laboratory temperature controller – technical data

Model	Order No.	Working temperature range	Temperature stability	Max. connected load	Working sensor	Safety sensor	Dimensions W × L × H
		°C	°C	kW			cm
LC4	**9 700 140**	-50 ... +350	< ±0.05	2	1 Pt100	1 Pt100	17 × 17 × 16
LC6	**9 700 160**	-100 ... +400	< ±0.03	3	2 Pt100	1 Pt100	21 × 18 × 18

The Julabo advantages at a glance.

JULABO temperature control systems – highly precise and fast

JULABO products include high-quality temperature control solutions to cover the temperature range -93 °C to +400 °C.



Refrigerated circulators

JULABO refrigerated circulators are suitable for internal and external applications and can be used within the temperature range -90 °C to +200 °C.

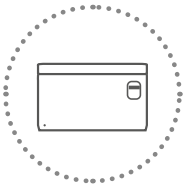

Water baths and shaking water baths

JULABO water baths and shaking water baths can be used for a variety of applications within the temperature range +18 °C to +99.9 °C.

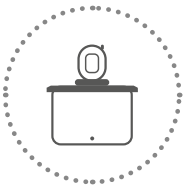

Heating circulators

Heating circulators are available in various designs including heating immersion circulators, heating circulators with open bath, and heating circulators to cover a temperature range from +20 °C to +300 °C.



Additional products

In addition, the JULABO product portfolio offers instruments for special requirements such as calibration baths, beer forcing test baths, immersion / flow-through coolers and temperature controllers.



Highly dynamic temperature control systems

The highly dynamic temperature control systems from JULABO can be used for demanding temperature applications ranging from -93 °C to +400 °C. The PRESTO series offers unique high-performance specifications to meet these requirements.



Wireless communication & software solutions

JULABO facilitates the automation of applications. The temperature control instruments can be comfortably controlled and monitored via PC.



Recirculating coolers

The high degree of efficiency of JULABO recirculating coolers makes them an environmentally-friendly and economic alternative to tap water cooling in the temperature range -25 °C to +130 °C.



Accessories

An extensive range of accessories allows for adaptation of JULABO products for research and industry use.

Comprehensive service and on-site support

JULABO takes pride in offering customers expert advice for pairing the proper JULABO temperature control solution to their specific application. JULABO service and support options include installation and calibration, equipment qualification documentation and application training. These invaluable services ensure customer confidence in the operation and maintenance of any JULABO unit.

Custom requirements - custom products

JULABO's wide range of products provide a solution for almost any application. If no standard product can be used for a specific requirement, our specialists will work out a custom solution together with you.



JULABO. Quality.
Highest quality standards to ensure a long product life.



Green technology.
Deliberately engineered with environmentally friendly materials and technologies.



Satisfied customers.
12 subsidiaries and more than 100 partners worldwide guarantee fast and qualified JULABO support.



100 % checked.
100 % testing. 100 % quality. Every JULABO product is shipped to customers after a successful final inspection.



Quick start.
Individual JULABO consultation and detailed manuals get your instruments up and running on site.



Services 24/7.
Around the clock availability. You can find suitable accessories, data sheets, manuals, case studies and more at www.julabo.com.



GERMAN Headquarters

JULABO GmbH
Gerhard-Juchheim-Strasse 1
77960 Seelbach
Germany

Tel. +49 7823 51-0
info.de@julabo.com
www.julabo.com

ITALY
JULABO Italia SRL
www.julabo.com

UK
JULABO UK, Ltd.
www.julabo.com

FRANCE
JULABO France SAS
www.julabo.com

NETHERLANDS
JULABO Nederland B.V.
www.julabo.com

SWITZERLAND
JULABO Switzerland LLC
www.julabo.com

NORTH AMERICA
JULABO USA, Inc.
www.julabo.us

JAPAN
JULABO Japan Co., Ltd.
www.julabo-japan.co.jp

KOREA
JULABO Korea Co., Ltd.
www.julabo-korea.co.kr

CHINA
JULABO Technology (Beijing) Co., Ltd.
www.julabo.com.cn

LATIN AMERICA
JULABO Latin America
www.julabo-latinamerica.com

SINGAPORE
JULABO Singapore Pte., Ltd.
www.julabo.com

INDIA
JULABO India
www.julabo.com

Plus more than 100 partner distributors worldwide

FSC www.fsc.org
RECYCLED
Papier aus Recyclingmaterial
FSC® C005754

Changes without prior notification reserved | Printed in Germany | JULABO No. 1.931.3303/0726